

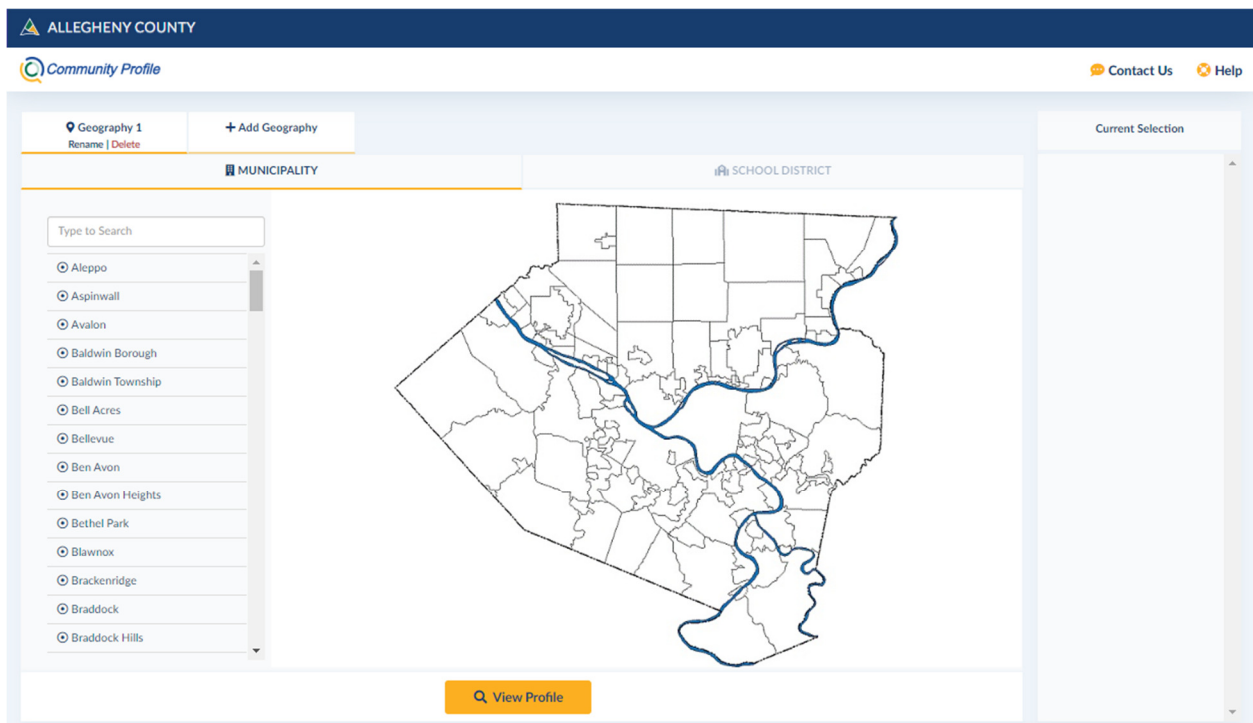
## Introduction

The Human Services Community Profile allows users to create a comprehensive human services snapshot within a community and compare across Allegheny County communities. Users can select up to 6 custom geographies and a time period to include in a printable profile.

## Creating a Community Profile

### The Selection Screen

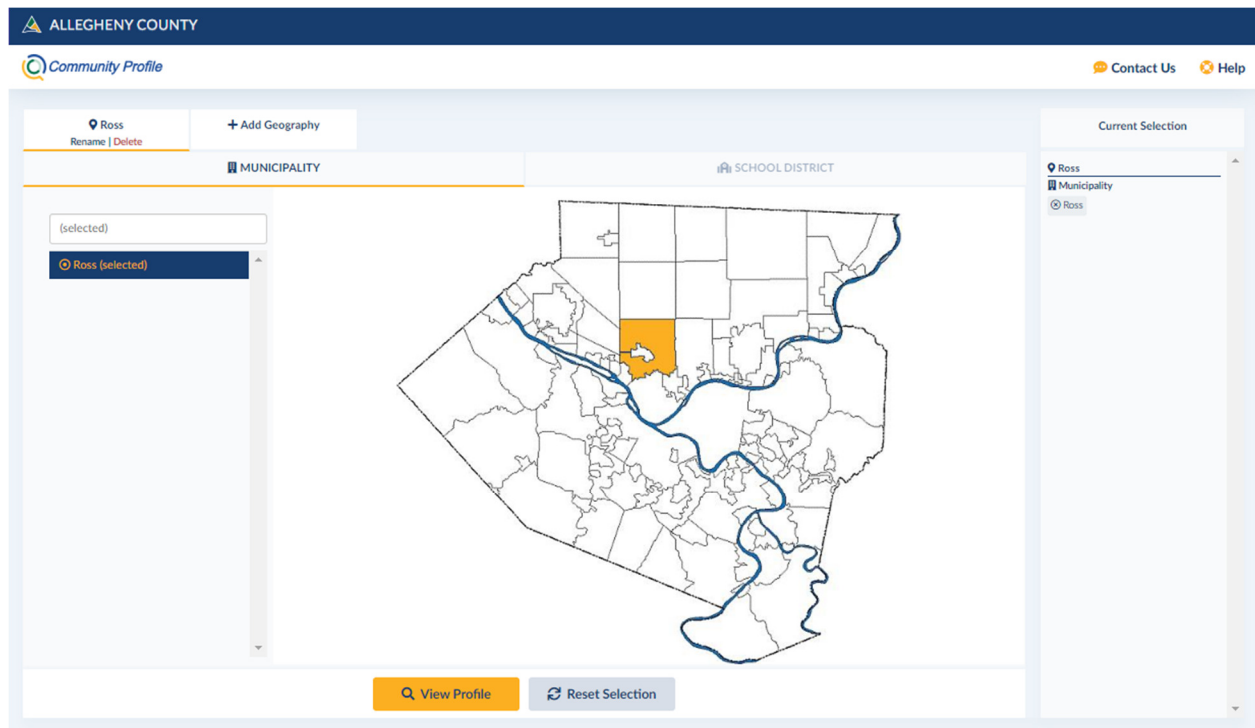
- Selection Tabs
  - Displays one tab for each custom geography selection
- Interactive Selection Area
  - May be used to select municipalities or school districts via the search bar, list, or map
- Current Selection List
  - Displays the list of municipalities or school districts contained in your current selection
  - May be used to clear individual selections
- Actions
  - Contact Us
  - Help
  - View Profile
  - Reset Selection



## Make a Selection – Single Community Profile

**I want to see a snapshot of human services in Ross Township in 2019.**

- Selection Tabs
  - Choose Municipality
- Interactive Selection Area
  - Make your selection by typing “Ross” into the search bar, scrolling down the alphabetical list to click “Ross,” or selecting Ross on the map
- Actions
  - Click View Profile



## Results Screen – Single Community Profile

**I want to see a snapshot of human services in Ross Township in 2019.**

### Time Period Selection Menu

- Select Calendar Year 2019 from the drop-down menu

### Results Tables

- The Selected Demographics Table shows population counts for the selected community and Allegheny County. The percentages in the tables below are based on these counts.
- The Community Trends Table shows the prevalence of key indicators of need
- The Population Served by DHS Table shows client counts, by service type, for the wide range of services that DHS offers


### Actions

- Press “Control+P” on your keyboard to print the snapshot
- Click Modify Report to modify your selection, if desired

ALLEGHENY COUNTY

Community Profile

Modify ReportContact UsHelp

Human Services Snapshot

Calendar Year 2019

Modify Report

Ross

Selected Demographics	Ross	Allegheny County
1. Total Population	30,728	1,225,561
2. Children Under 18	5,322	231,334
3. Individuals 15 and Over	26,164	1,034,514
4. Adults 18 and Over	25,406	994,227
5. Adults 60 and Over	9,125	308,939

Community Trends	Ross	Allegheny County
Overdoses <sup>1</sup>	6 (0%)	429 (0%)
Suicides <sup>1</sup>	< 6	216 (0%)
Mental Health Crises <sup>1</sup>	122 (0%)	7,626 (1%)
Involuntary Commitments <sup>1</sup>	73 (0%)	4,574 (0%)
Homeless Population <sup>3</sup>	30 (0%)	3,626 (0%)
Jail Population <sup>4</sup>	103 (0%)	13,376 (1%)
Homicides <sup>1</sup>	< 6	98 (0%)
Children in Care <sup>2</sup>	13 (0%)	2,769 (1%)

Population Served by DHS	Ross	Allegheny County
Children and Parents Utilizing Child Welfare Services <sup>1</sup>	114 (0%)	17,232 (1%)
Children Utilizing Early Intervention Services <sup>2</sup>	152 (3%)	5,879 (3%)
Older Adults Utilizing Services <sup>3</sup>	472 (5%)	27,018 (9%)
Individuals Utilizing Intellectual Disability Services <sup>1</sup>	119 (0%)	6,451 (1%)
Individuals Utilizing Mental Health Services <sup>1</sup>	945 (3%)	60,607 (5%)
Individuals Utilizing Substance Use Disorder Services <sup>3</sup>	194 (1%)	13,370 (1%)
Individuals Utilizing Self Sufficiency Services <sup>1</sup>	< 6	146 (0%)
Individuals Utilizing Homelessness and Housing Services <sup>1</sup>	53 (0%)	8,630 (1%)

## Selection – Add Multiple Geographies to Current Selection

**I want to see a snapshot of human services in the North Hills in 2020.**

- Selection Tabs
  - Click Rename and enter a name for your custom geography, “North Hills”
- Interactive Selection Area
  - Make your selection by typing the name of each North Hills municipality into the search bar, scrolling down the alphabetical list to click the name of each North Hills municipality, or by selecting each community on the map
- Actions
  - Click View Profile

The screenshot displays the Allegheny County Community Profile interface. At the top, the header includes the Allegheny County logo and the text "ALLEGHENY COUNTY". Below the header, the "Community Profile" section is visible, with a "Contact Us" link and a "Help" icon. The main content area is divided into two tabs: "MUNICIPALITY" and "SCHOOL DISTRICT". The "MUNICIPALITY" tab is active, showing a search bar with the text "Type to Search" and a list of municipalities. The list includes Baldwin Township, Bell Acres, Bellevue, Ben Avon, Ben Avon Heights, Bethel Park, Blawnox, Brackenridge, Braddock, Braddock Hills, Bradford Woods (selected), Brentwood, Bridgeville, and Carnegie. A map of Allegheny County is shown in the center, with the North Hills area highlighted in orange. To the right of the map, the "Current Selection" section lists the selected municipalities: Bradford Woods, Etna, Fox Chapel, Franklin Park, Hampton, Indiana, Marshall, McCandless, Millvale, O'Hara, Ohio, Pine, Reserve, Richland, Ross, Shaler, Sharpsburg, West Deer, and West View. At the bottom of the interface, there are two buttons: "View Profile" and "Reset Selection".

## Results – Add Multiple Geographies to Current Selection

I want to see a snapshot of human services in the North Hills in 2020.

### Time Period Selection Menu



- Select Year to Date 2020 from the drop-down menu.

### Results Tables

- The Selected Demographics Table shows aggregate population counts for the selected communities and Allegheny County. The percentages in the tables below are based on these counts.
- The Community Trends Table shows the prevalence of key indicators of need
- The Population Served by DHS Table shows client counts, by service type, for the wide range of services that DHS offers

### Actions

- Press “Control+P” on your keyboard to print the snapshot
- Click Modify Report to modify your selection, if desired

ALLEGHENY COUNTY																													
 Community Profile	<a href="#">Modify Report</a>	<a href="#">Contact Us</a> <a href="#">Help</a>																											
<div> <b>Human Services Snapshot</b> <span>Year To Date 2020</span></div>																													
<a href="#">Modify Report</a>																													
<div> North Hills  Bradford Woods, Etna, Fox Chapel, Franklin Park, Hampton, Indiana, Marshall, McCandless, Millvale, O'Hara, Ohio, Pine, Reserve, Richland, Ross, Shaler, Sharpsburg, West Deer, West View</div>																													
<table><thead><tr><th>Selected Demographics</th><th>North Hills</th><th>Allegheny County</th></tr></thead><tbody><tr><td>1. Total Population</td><td>214,529</td><td>1,225,561</td></tr><tr><td>2. Children Under 18</td><td>46,234</td><td>231,334</td></tr><tr><td>3. Individuals 15 and Over</td><td>176,651</td><td>1,034,514</td></tr><tr><td>4. Adults 18 and Over</td><td>168,295</td><td>994,227</td></tr><tr><td>5. Adults 60 and Over</td><td>56,361</td><td>308,939</td></tr></tbody></table>			Selected Demographics	North Hills	Allegheny County	1. Total Population	214,529	1,225,561	2. Children Under 18	46,234	231,334	3. Individuals 15 and Over	176,651	1,034,514	4. Adults 18 and Over	168,295	994,227	5. Adults 60 and Over	56,361	308,939									
Selected Demographics	North Hills	Allegheny County																											
1. Total Population	214,529	1,225,561																											
2. Children Under 18	46,234	231,334																											
3. Individuals 15 and Over	176,651	1,034,514																											
4. Adults 18 and Over	168,295	994,227																											
5. Adults 60 and Over	56,361	308,939																											
<table><thead><tr><th>Community Trends</th><th>North Hills</th><th>Allegheny County</th></tr></thead><tbody><tr><td>Overdoses<sup>1</sup></td><td>&lt; 6</td><td>11 (0%)</td></tr><tr><td>Suicides<sup>1</sup></td><td>9 (0%)</td><td>54 (0%)</td></tr><tr><td>Mental Health Crises<sup>1</sup></td><td>220 (0%)</td><td>2,535 (0%)</td></tr><tr><td>Involuntary Commitments<sup>1</sup></td><td>163 (0%)</td><td>1,954 (0%)</td></tr><tr><td>Homeless Population<sup>3</sup></td><td>49 (0%)</td><td>1,850 (0%)</td></tr><tr><td>Jail Population<sup>4</sup></td><td>250 (0%)</td><td>5,809 (1%)</td></tr><tr><td>Homicides<sup>1</sup></td><td>&lt; 6</td><td>26 (0%)</td></tr><tr><td>Children in Care<sup>2</sup></td><td>57 (0%)</td><td>2,083 (1%)</td></tr></tbody></table>			Community Trends	North Hills	Allegheny County	Overdoses <sup>1</sup>	< 6	11 (0%)	Suicides <sup>1</sup>	9 (0%)	54 (0%)	Mental Health Crises <sup>1</sup>	220 (0%)	2,535 (0%)	Involuntary Commitments <sup>1</sup>	163 (0%)	1,954 (0%)	Homeless Population <sup>3</sup>	49 (0%)	1,850 (0%)	Jail Population <sup>4</sup>	250 (0%)	5,809 (1%)	Homicides <sup>1</sup>	< 6	26 (0%)	Children in Care <sup>2</sup>	57 (0%)	2,083 (1%)
Community Trends	North Hills	Allegheny County																											
Overdoses <sup>1</sup>	< 6	11 (0%)																											
Suicides <sup>1</sup>	9 (0%)	54 (0%)																											
Mental Health Crises <sup>1</sup>	220 (0%)	2,535 (0%)																											
Involuntary Commitments <sup>1</sup>	163 (0%)	1,954 (0%)																											
Homeless Population <sup>3</sup>	49 (0%)	1,850 (0%)																											
Jail Population <sup>4</sup>	250 (0%)	5,809 (1%)																											
Homicides <sup>1</sup>	< 6	26 (0%)																											
Children in Care <sup>2</sup>	57 (0%)	2,083 (1%)																											
<table><thead><tr><th>Population Served by DHS</th><th>North Hills</th><th>Allegheny County</th></tr></thead><tbody><tr><td>Children and Parents Utilizing Child Welfare Services<sup>1</sup></td><td>563 (0%)</td><td>12,526 (1%)</td></tr><tr><td>Children Utilizing Early Intervention Services<sup>2</sup></td><td>649 (1%)</td><td>3,410 (1%)</td></tr><tr><td>Older Adults Utilizing Services<sup>5</sup></td><td>1,396 (2%)</td><td>16,691 (5%)</td></tr><tr><td>Individuals Utilizing Intellectual Disability Services<sup>1</sup></td><td>850 (0%)</td><td>6,297 (1%)</td></tr><tr><td>Individuals Utilizing Mental Health Services<sup>1</sup></td><td>3,547 (2%)</td><td>38,326 (3%)</td></tr><tr><td>Individuals Utilizing Substance Use Disorder Services<sup>3</sup></td><td>757 (0%)</td><td>8,458 (1%)</td></tr><tr><td>Individuals Utilizing Self Sufficiency Services<sup>1</sup></td><td>12 (0%)</td><td>92 (0%)</td></tr><tr><td>Individuals Utilizing Homelessness and Housing Services<sup>1</sup></td><td>172 (0%)</td><td>5,810 (0%)</td></tr></tbody></table>			Population Served by DHS	North Hills	Allegheny County	Children and Parents Utilizing Child Welfare Services <sup>1</sup>	563 (0%)	12,526 (1%)	Children Utilizing Early Intervention Services <sup>2</sup>	649 (1%)	3,410 (1%)	Older Adults Utilizing Services <sup>5</sup>	1,396 (2%)	16,691 (5%)	Individuals Utilizing Intellectual Disability Services <sup>1</sup>	850 (0%)	6,297 (1%)	Individuals Utilizing Mental Health Services <sup>1</sup>	3,547 (2%)	38,326 (3%)	Individuals Utilizing Substance Use Disorder Services <sup>3</sup>	757 (0%)	8,458 (1%)	Individuals Utilizing Self Sufficiency Services <sup>1</sup>	12 (0%)	92 (0%)	Individuals Utilizing Homelessness and Housing Services <sup>1</sup>	172 (0%)	5,810 (0%)
Population Served by DHS	North Hills	Allegheny County																											
Children and Parents Utilizing Child Welfare Services <sup>1</sup>	563 (0%)	12,526 (1%)																											
Children Utilizing Early Intervention Services <sup>2</sup>	649 (1%)	3,410 (1%)																											
Older Adults Utilizing Services <sup>5</sup>	1,396 (2%)	16,691 (5%)																											
Individuals Utilizing Intellectual Disability Services <sup>1</sup>	850 (0%)	6,297 (1%)																											
Individuals Utilizing Mental Health Services <sup>1</sup>	3,547 (2%)	38,326 (3%)																											
Individuals Utilizing Substance Use Disorder Services <sup>3</sup>	757 (0%)	8,458 (1%)																											
Individuals Utilizing Self Sufficiency Services <sup>1</sup>	12 (0%)	92 (0%)																											
Individuals Utilizing Homelessness and Housing Services <sup>1</sup>	172 (0%)	5,810 (0%)																											

## Selection – Add a Comparison Geographic Selection

I want to compare human services in the North Hills and Quaker Valley in 2020.

- Selection Tabs
  - Select +Add Geography
  - Click Rename and enter a name for your new custom geography, “Quaker Valley”
- Interactive Selection Area
  - Make your selection by typing the name of each Quaker Valley municipality into the search bar, scrolling down the alphabetical list to click the name of each Quaker Valley municipality, or by selecting each municipality on the map
- Actions
  - Click View Profile

The screenshot displays the Allegheny County Community Profile web application. At the top, the header includes the Allegheny County logo and the text "Community Profile". Navigation links for "Contact Us" and "Help" are in the top right. Below the header, there are three tabs: "North Hills" (with "Rename | Delete" links), "Quaker Valley" (also with "Rename | Delete" links), and "+ Add Geography". The "MUNICIPALITY" tab is active, showing a map of Allegheny County with a blue line representing a river and several municipalities highlighted in orange. To the left of the map is a search bar labeled "Type to Search" and a list of municipalities, some of which are marked as "selected" (e.g., Aleppo, Avalon, Bell Acres, Bellevue, Ben Avon). To the right of the map is a "Current Selection" panel with two sections: "North Hills" and "Quaker Valley", each listing municipalities with radio buttons for selection. At the bottom of the interface are two buttons: "View Profile" and "Reset Selection".

## Results – Add a Comparison Geographic Selection

**I want to compare human services in the North Hills and Quaker Valley in 2020.**

### Time Period Selection Menu

- Select Year to Date 2020 from the drop-down menu

### Results Tables

- The Selected Demographics Table shows aggregate population counts for the selected custom geographies and Allegheny County. The percentages in the tables below are based on these counts
- The Community Trends Table shows the prevalence of key indicators of need.
- The Population Served by DHS Table shows client counts, by service type, for the wide range of services that DHS offers


### Actions

- Press “Control+P” on your keyboard to print the snapshot
- Click Modify Report to modify your selection, if desired

ALLEGHENY COUNTY

Community Profile

Modify ReportContact UsHelp



### Human Services Snapshot

Year To Date 2020

Modify Report

North Hills

Bradford Woods, Etna, Fox Chapel, Franklin Park, Hampton, Indiana, Marshall, McCandless, Millvale, O'Hara, Ohio, Pine, Reserve, Richland, Ross, Shaler, Sharpsburg, West Deer, West View

Quaker Valley

Aleppo, Avalon, Bell Acres, Bellevue, Ben Avon, Edgeworth, Emsworth, Glen Osborne, Glenfield, Haysville, Kilbuck, Leet, Leetsdale, Sewickley, Sewickley Heights

Selected Demographics	North Hills	Quaker Valley	Allegheny County
1. Total Population	214,529	31,086	1,225,561
2. Children Under 18	46,234	5,795	231,334
3. Individuals 15 and Over	176,651	26,345	1,034,514
4. Adults 18 and Over	168,295	25,291	994,227
5. Adults 60 and Over	56,361	8,051	308,939

Community Trends	North Hills	Quaker Valley	Allegheny County
Overdoses <sup>1</sup>	< 6	< 6	11 (0%)
Suicides <sup>1</sup>	9 (0%)	< 6	54 (0%)
Mental Health Crises <sup>1</sup>	220 (0%)	41 (0%)	2,535 (0%)
Involuntary Commitments <sup>1</sup>	163 (0%)	35 (0%)	1,954 (0%)
Homeless Population <sup>3</sup>	49 (0%)	18 (0%)	1,850 (0%)
Jail Population <sup>4</sup>	250 (0%)	59 (0%)	5,809 (1%)
Homicides <sup>1</sup>	< 6	< 6	26 (0%)
Children in Care <sup>2</sup>	57 (0%)	26 (0%)	2,083 (1%)

Population Served by DHS	North Hills	Quaker Valley	Allegheny County
Children and Parents Utilizing Child Welfare Services <sup>1</sup>	563 (0%)	168 (1%)	12,526 (1%)
Children Utilizing Early Intervention Services <sup>2</sup>	649 (1%)	88 (2%)	3,410 (1%)
Older Adults Utilizing Services <sup>5</sup>	1,396 (2%)	244 (3%)	16,691 (5%)
Individuals Utilizing Intellectual Disability Services <sup>1</sup>	850 (0%)	118 (0%)	6,297 (1%)
Individuals Utilizing Mental Health Services <sup>1</sup>	3,547 (2%)	805 (3%)	38,326 (3%)
Individuals Utilizing Substance Use Disorder Services <sup>3</sup>	757 (0%)	171 (1%)	8,458 (1%)
Individuals Utilizing Self Sufficiency Services <sup>1</sup>	12 (0%)	9 (0%)	92 (0%)
Individuals Utilizing Homelessness and Housing Services <sup>1</sup>	172 (0%)	75 (0%)	5,810 (0%)

## Resources

[Contact Us](#)

[Get Help](#)