

Human Services Involvement of People Arrested in Pittsburgh, 2003–2015

 54%

Public Benefits



41%

Mental Health Services



32%

Drug and Alcohol Services



32%

Homeless/Housing Supports



22%

Child Welfare as Parent



21%

Child Welfare as Child



9%

Assisted Housing

March 2019



The Allegheny County
Department of Human Services
One Smithfield Street
Pittsburgh, Pennsylvania 15222

PHONE 412.350.5701

FAX 412.350.4004

www.alleghenycountyanalytics.us

TABLE OF CONTENTS

Figures 3

Tables 4

Acronyms and Definitions 4

Executive Summary 6

Key Findings 7

Methodology 9

Arrestee Involvement with Human Services 10

Arrestee Involvement with Jail and Probation 17

Further Considerations 21

APPENDIX A: Human Services and Criminal Justice Involvement of Arrested People
by Offense Type 22

FIGURES

- FIGURE 1: Percentage of People Arrested 2003–2015 Who Were Ever Involved with Human Services (N=86,554) 7
- FIGURE 2: Percentage of People Arrested 2003–2015 Who Were Ever Involved with the Criminal Justice System (N=86,554) 8
- FIGURE 3: Percentage of People Who Were Arrested 2003–2015 Who Were Also Involved with Human Services Ever, Prior to Arrest and in the Month of Their Arrest 11
- FIGURE 4: Percentage of Arrested People Who Received Public Benefits 11
- FIGURE 5: Percentage of Arrested People Who Received Publicly Funded Mental Health Services 12
- FIGURE 6: Percentage of Arrested People Who Received Publicly Funded Drug and Alcohol Services 13
- FIGURE 7: Percentage of Arrested People Who Received Homeless and Housing Supports 13
- FIGURE 8: Percentage of Arrested People Who Were Involved with the County's Child Welfare System as Parents or Children 14
- FIGURE 9: Percentage of Arrested People Who Utilized Assisted Housing Services 15
- FIGURE 10: Multiple Human Services Needs of People Arrested 2003–2015 (N=52,567) 15
- FIGURE 11: Human Services Ever Involvement of People Arrested 2003–2015 by Part I (N=22,796) and Part II (N=70,131) Offenses 17
- FIGURE 12: Percentage of People Who Were Arrested 2003–2015 Who Were Also Involved with Jail or Probation Ever, Prior to Arrest and in the Month of Their Arrest 18
- FIGURE 13: Percentage of Arrested People Who Were Involved with Juvenile Probation 19
- FIGURE 14: Percentage of Arrested People Who Were Involved with Adult Probation 19
- FIGURE 15: Percentage of Arrested People Who Were Booked in the Allegheny County Jail 20
- FIGURE 16: Criminal Justice System Ever Involvement of People Arrested 2003–2015 by Part I (N=22,796) and Part II (N=70,131) Offenses 21

TABLES

TABLE 1:	Denominator, Criteria and Date Ranges for Human Services Involvement Analysis	9
TABLE 2:	Denominator, Criteria and Date Ranges for Criminal Justice System Involvement Data	10
TABLE 3:	Involvement in Public Benefits Programs of People Arrested from 2003–2015 (N=86,554)	12
TABLE 4:	Initial Point of Entry into Human Services for Arrested People Who Used Multiple Human Services (N=42,857)	16
TABLE 5:	Initial Point of Entry for People Arrested Who Were Ever Involved in Jail or Probation (N=53,211)	18

ACRONYMS AND DEFINITIONS

Adult probation: The Allegheny County Adult Probation Office supervises those with a probation or parole sentence as well as those serving an intermediate punishment sentence (people released into the community, but subject to conditions such as electronic monitoring or house arrest).

Allegheny County Jail (ACJ): The ACJ is a short-term facility that holds people awaiting trial, sentencing or both, and people sentenced to a relatively short length of time (fewer than two years). People considered to have involvement with ACJ are those admitted and housed in the jail.

Arrest: An arrest is the apprehension of a person for an unlawful incident. If a person is arrested for more than one offense, it is still counted as one arrest, and the less serious offense records are dropped from the statistics, based on the Federal Bureau of Investigation's Uniform Crime Reporting hierarchy. If a person is arrested more than once over a course of time, then each of those instances of apprehension is counted as a separate arrest.

Assisted housing services: Administered by the Housing Authority of the City of Pittsburgh, these services include housing assistance for low-income families, older adults and people with disabilities.

Child welfare involvement: A child welfare allegation occurs when a mandated reporter or member of the public reports suspected abuse, neglect or maltreatment. An investigation occurs either when there is suspected abuse or when child welfare staff determine that a child is at risk due to the severity of the allegation or because further information is required. A case is opened when the results of the investigation suggest that there are ongoing concerns about the safety or well-being of the child or if the family requires additional support. Individuals can be involved with the child welfare system as a child or parent on a case.

DHS: (Allegheny County) Department of Human Services

Drug and alcohol services: Publicly funded services for people with substance use disorder. Includes both clinical services, such as individual and group therapy, and non-clinical services, such as case management.

Homeless/housing supports: Services administered by DHS for people experiencing homelessness or housing instability. Includes emergency shelter and street outreach services as well as supportive housing programs, such as Permanent Supportive Housing and Rapid Rehousing.

Juvenile probation: Allegheny County's justice system for children and youth ages 10 through 18. The system is intended to focus on treatment, rehabilitation and supervision of juveniles. Juveniles involved with juvenile probation are those receiving juvenile justice system services or who are under supervision in their own home or in placement in a detention facility.

Mental health services: Publicly funded services for people in need of mental health treatment. Includes both clinical services, such as individual and group therapy, and non-clinical services, such as case management.

Part I crimes: Part I crimes are serious crimes, which are categorized as either violent crimes (homicide, rape, robbery and aggravated assault) or property crimes (burglary, theft, motor vehicle theft and arson). Full definitions for each of these crime types can be found [here](#).

Part II crimes: Part II crimes are less serious crimes, which are categorized as one of the following: simple assaults, forgery, fraud, embezzlement, stolen property, vandalism, weapons law violation, prostitution, sex offenses, drug violations, gambling, endangering children, driving under the influence, liquor law violation, drunkenness, disorderly conduct, vagrancy and other offenses. Full definitions for each of these crime types can be found [here](#).

Public benefits: Publicly funded benefits for individuals and families in need. Benefits include Supplemental Nutrition Assistance Program (SNAP), medical funds, Supplemental Security Income (SSI) and Temporary Assistance for Needy Families (TANF).

PBP: (City of) Pittsburgh Bureau of Police

EXECUTIVE SUMMARY

This report examines the human services and criminal justice system involvement of people who were arrested in the City of Pittsburgh between 2003 and 2015. Having a more complete picture of individuals and their experiences with the human service and criminal justice systems may help in preventing or reducing crime and incarceration as well as allow human service providers to better tailor their offerings to engage with and meet the needs of people who have been arrested.

This report integrates arrest records for people arrested by the City of Pittsburgh Bureau of Police (PBP) between 2003 and 2015 with data from Allegheny County Department of Human Services' (DHS) Data Warehouse¹ and presents summary statistics.

PBP arrest records were matched with human service involvement data to assess how many arrested people had also received the following services:²

- public benefits
- publicly funded mental health services
- publicly funded drug and alcohol services
- child welfare involvement as a parent or child
- assisted housing
- homeless/housing supports

To assess criminal justice system involvement, arrestee records were matched with the following data:

- juvenile and adult probation office involvement
- jail bookings

For more information about people arrested in Pittsburgh and trends in arrest rates, see the related reports, “Arrest Trends in the City of Pittsburgh, 2001–2015” and “People Arrested More Than Once in the City of Pittsburgh, 2003–2015.”

¹ The Allegheny County Data Warehouse brings together and integrates client and service data from a wide variety of sources both internal and external to the County. For a full list of data sources as well as additional information about the Data Warehouse, please see [Allegheny County Data Warehouse](#).

² See the “Findings” section for more detailed descriptions of these services.

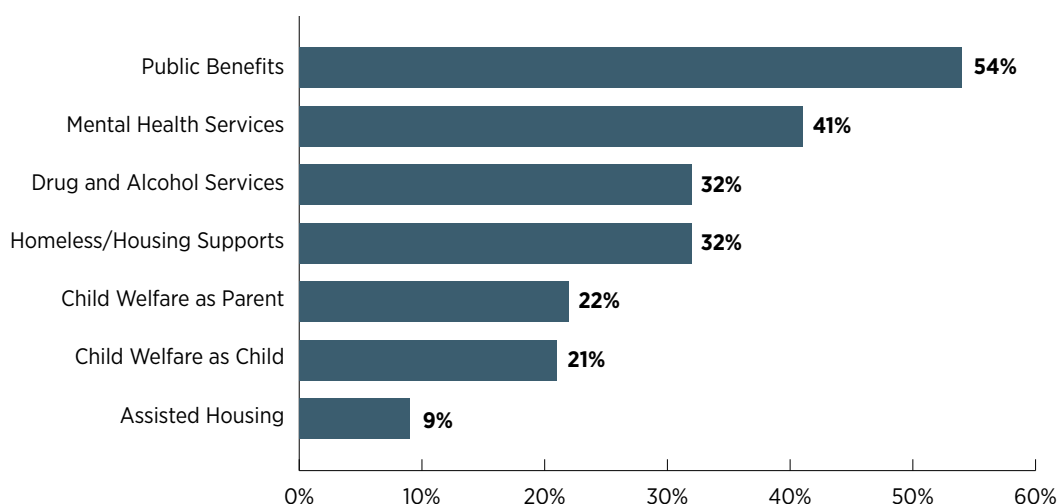
KEY FINDINGS

The rates of human services involvement among arrested people varied considerably by service type, with public benefits as the most common service involvement (Figure 1):

- Fifty-four percent of all people arrested received public benefits at any time before or after arrest.³
- Forty-one percent of arrested people were involved with publicly funded mental health services at any time.
- Thirty-two percent of arrested people received publicly funded drug and alcohol services at any time; the same percentage were involved with homeless or housing supports.
- A little over 20 percent of arrested people were involved with the County’s child welfare system as a child and/or parent.
- Nine percent of arrested people utilized assisted housing.

³ Public benefits data exist beginning in July 2002; data availability differs for each program type. See **Tables 1 and 2** below for data availability date ranges.

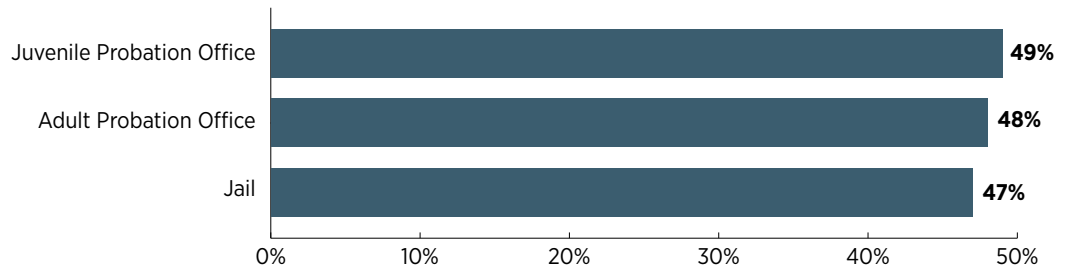
FIGURE 1: Percentage of People Arrested 2003–2015 Who Were Ever Involved with Human Services (N=86,554)



When looking at criminal justice involvement of arrested people, about half had involvement with probation and half were booked in the Allegheny County Jail (ACJ) before or after arrest:

- Forty-nine percent of arrestees were involved with juvenile probation, and 48 percent of arrested adults were involved with adult probation at any time before or after arrest.
- Forty-seven percent of arrested adults were booked into the ACJ at some point.

FIGURE 2: Percentage of People Arrested 2003–2015 Who Were Ever Involved with the Criminal Justice System (N=86,554)



Additional key findings:

- **Entry point into human services:** Among arrested people served by multiple human services, the most common initial point of entry into the system was mental health services, followed by public benefits.
- **Human services involvement prior to arrest:** At least 35 percent of people arrested were known to a human services system prior to their arrest. Many were involved with mental health services, drug and alcohol services, public benefits and/or child welfare services prior to their arrest.
- **Human services involvement by arrest type:** Individuals with more serious, Part I offenses (especially property offenses) had greater involvement in human services programs than those with less serious, Part II offenses.
- **Human services involvement of people booked into the jail:** Among people booked into ACJ, 29 percent had prior mental health system involvement, 14 percent had received public benefits, and 17 percent had received drug and alcohol services. Percentages were similar for adult probation.
- **Human services involvement of juvenile arrestees:** Thirty-five percent of juveniles arrested had prior involvement in juvenile probation. Thirty-two percent had one or more mental health service records prior to juvenile probation.

METHODOLOGY

The cohort for this report is 86,554 unique individuals who experienced one or more arrests in the City of Pittsburgh from 2003 through 2015.⁴ This cohort of arrested individuals was compared to human services and criminal justice system data in Allegheny County's Data Warehouse to identify arrested people who were involved with other services and systems.

The analysis considers three different time frames for human services and criminal justice system involvement of arrested people:

- (1) ever involvement: the person who was arrested was involved with a service at any time—before or after arrest—for which data were available
- (2) prior involvement: the person who was arrested was involved with a service at any time prior to their arrest (during the date range for which data are available)
- (3) active involvement: the person was involved with a service during the calendar month in which they were arrested⁵

The three types of analysis offer differing perspectives about the service needs and history of people who were arrested. For example, ever involvement offers broad context around the needs and services of people with arrest records. Prior involvement may offer insights into the services that serve as entry points into the human services or criminal justice system. Active involvement helps describe the circumstances of people around the time they were arrested and provides information about the follow-up services that may be needed soon after people are arrested.

Note that for the percentages presented throughout, denominators may differ due to age criteria and varying involvement periods based on data availability as shown in **Tables 1 and 2**.

TABLE 1: Denominator, Criteria and Date Ranges for Human Services Involvement Analysis

PROGRAM AREA	DENOMINATOR	DENOMINATOR CRITERIA	DATE RANGE
Public Benefits	86,554	All people arrested	Jul 02–Dec 17
Mental Health Services*	86,554	All people arrested	Jul 02–Dec 17
Drug and Alcohol Services*	86,014	People arrested who were adults in 2017	Jul 02–Dec 17
Homeless/Housing Supports	17,479	All people arrested Oct 2013–Dec 2015	Oct 13–Dec 17
Child Welfare as Parent	86,014	People arrested who were adults in 2017	Jan 80–Dec 17
Child Welfare as Child	74,146	People arrested who were under age 18 in 1980 or born after 1980	Jan 80–Dec 17
Assisted Housing	71,150	All people arrested Aug 2005–Dec 2015	Aug 05–Dec 17

* Only publicly funded services are included.

⁴ 2003 was chosen as the start date because it is the first full year for which most Data Warehouse data are available. Although there were more arrest records for 2003–2015, we focus only on the 86,554 distinct individuals for whom there was sufficient demographic information to uniquely identify them. See the **Limitations** section for more information.

⁵ Calendar month was chosen for this measure due to service involvement records being available only at the month level of detail.

TABLE 2: Denominator, Criteria and Date Ranges for Criminal Justice System Involvement Data

PROGRAM AREA	DENOMINATOR	DENOMINATOR CRITERIA	INVOLVEMENT PERIOD
Juvenile Probation	16,453	People arrested who were under age 18 in 2007	Jan 07–Dec 17
Adult Probation	86,014	People arrested who were adults in 2017	Jan 08–Dec 17
Jail	86,014	People arrested who were adults in 2017	Feb 03–Dec 17

Data Sources

Arrest data were provided by the City of Pittsburgh Bureau of Police (PBP), which is the law enforcement unit of the City of Pittsburgh.

Human services and criminal justice system data were pulled from the Allegheny County Data Warehouse.⁶

Limitations

Data were missing for some arrest, human services and criminal justice system records. For instance, 6,333 arrest records from the years 2003 to 2015 have been expunged and thus lacked the necessary information that would permit matching them with the Data Warehouse. In addition, 4,363 arrest records had no first name and last name and 8,874 records had no date of birth, precluding the inclusion of these records in the analysis.

Analysis of mental health services includes only those services that were publicly funded and therefore does not include services paid for by private insurers.

Finally, errors in name spelling, date of birth and gender information, despite efforts to identify these errors and make corrections, could result in an overestimate of the number of unique individuals who experienced arrest, human services, jail and probation.

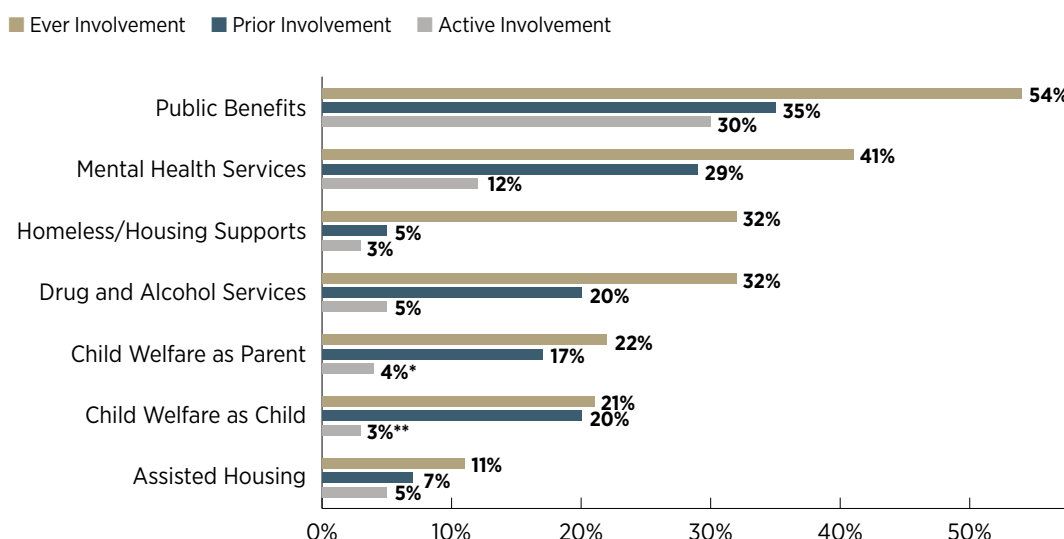
ARRESTEE INVOLVEMENT WITH HUMAN SERVICES

Figure 3 below displays human services involvement of people arrested for the three types of involvement analyzed in this report: (1) ever involvement, (2) prior involvement and (3) active involvement during the month of arrest.

For the 86,554 unique individuals who experienced one or more arrests in the City of Pittsburgh from 2003 through 2015, the most common contact with human services was with the public benefits system. Public benefits were also the most utilized service (30%) during the month of a person's arrest. Publicly funded mental health services and drug and alcohol services were the categories that were the second and third most utilized by people who were arrested.

⁶ The Allegheny County Data Warehouse brings together and integrates client and service data from a wide variety of sources both internal and external to the County. For a full list of data sources as well as additional information about the Data Warehouse, please see Allegheny County Data Warehouse.

FIGURE 3: Percentage of People Who Were Arrested 2003–2015 Who Were Also Involved with Human Services Ever, Prior to Arrest, and in the Month of Their Arrest



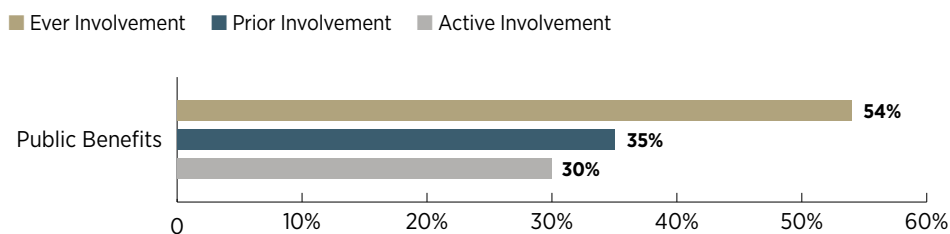
* The denominator for this measure is all adult arrestees, which is 81,634.

** The denominator for this measure is all juvenile arrestees, which is 9,655.

Public Benefits

About 54 percent of the people who were arrested received public benefits between July 2002 and the end of 2017 (the date range for which public benefits data was available). Thirty-five percent of the people arrested were known to the welfare benefits system prior to their arrest. Thirty percent of arrestees received public benefits in the month of their arrest.

FIGURE 4: Percentage of Arrested People Who Received Public Benefits



When looking at the specific types of public benefits that arrested people received (**Table 3**), the most common were Supplemental Nutrition Assistance⁷ [SNAP] (48% ever involved) and publicly funded medical benefits⁸ (46% ever involved). Utilized by fewer arrested people were Supplemental Security Income⁹ (SSI) and Temporary Assistance for Needy Families¹⁰ (TANF).

⁷ SNAP offers nutrition assistance to millions of eligible, low-income individuals and families.

⁸ The medical benefits category includes all publicly funded medical services other than mental health and substance use services. For a full list of medical assistance services, visit <http://www.dhs.pa.gov/citizens/healthcaremedicalassistance/>

⁹ SSI is a federal income supplement program that is designed to help aged, blind and disabled people who have little or no income. It provides cash to meet basic needs for food, clothing and shelter.

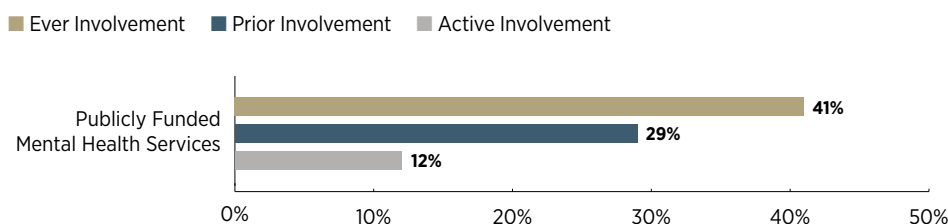
¹⁰ Pennsylvania's TANF program provides cash assistance to help low-income families with children and pregnant women.

TABLE 3: Involvement in Public Benefits Programs of People Arrested 2003–2015 (N=86,554)

PUBLIC BENEFITS	N EVER INVOLVED	% EVER INVOLVED	N INVOLVED PRE-ARREST	% INVOLVED PRE-ARREST	N ACTIVE IN ARREST MONTH	% ACTIVE IN ARREST MONTH
SNAP	41,551	48%	25,516	29%	19,348	22%
Medical Benefits	39,496	46%	20,032	23%	12,951	15%
SSI	14,708	17%	9,330	11%	7,496	9%
TANF	10,438	12%	6,572	8%	3,345	4%

Publicly Funded Mental Health Services

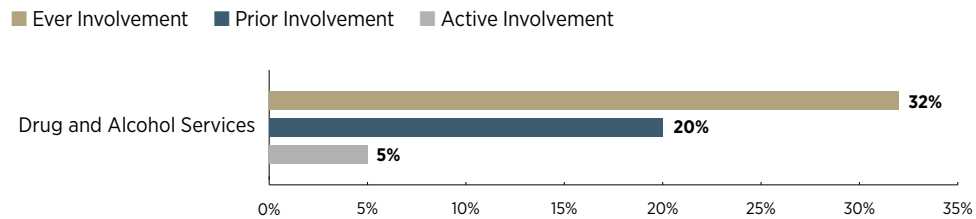
About 41 percent of the people arrested were involved in mental health services paid for by the County or Medicaid managed care at some time between July 2002 and December 2017. These services include both clinical services, such as individual and group therapy, and non-clinical services, such as case management. Twenty-nine percent of arrestees were known to mental health services prior to their arrest. Twelve percent of arrestees received such services during the month of their arrest.

FIGURE 5: Percentage of Arrested People Who Received Publicly Funded Mental Health Services

The most common mental health diagnoses for the arrestees who received publicly funded clinical mental health services were depressive disorders, affective psychosis, manic depression and attention deficit with hyperactivity. The most common services received by these patients were outpatient mental health, medical checks, inpatient mental health, crisis assistance and service coordination services.

Publicly Funded Drug and Alcohol Services

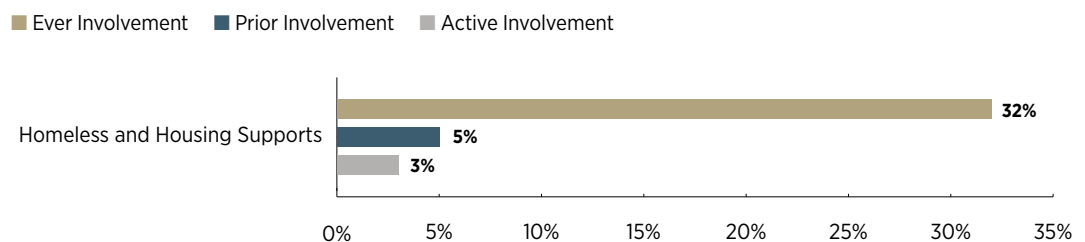
About 32 percent of the 86,014 people arrested who were adults by the end of 2017 and experienced an arrest from 2003 through 2015 received at least one drug and alcohol service paid for by the County or Medicaid managed care between July 2002 and December 2017. These services include both clinical services, such as individual and group therapy, and non-clinical services, such as case management and peer recovery support. About 20 percent of the arrestees received drug and alcohol services prior to their arrest. Five percent of adult arrestees received such services during the month of their arrest.

FIGURE 6: Percentage of Arrested People Who Received Publicly Funded Drug and Alcohol Services

The five most common drug and alcohol diagnoses for the arrestees who received publicly funded clinical drug and alcohol services were opioid dependence combinations of drug dependence, alcohol dependence, cocaine dependence and cannabis dependence. The five most common services received by these patients were outpatient drug and alcohol services, non-hospital rehabilitation, methadone maintenance, intensive outpatient drug and alcohol services, and non-hospital detox services.

Homeless and Housing Supports

Thirty-two percent of the 17,479 people arrested in October 2013 through December 2015 had at least one involvement, as an individual or family member, with services for people experiencing homelessness or housing instability. These services include housing, shelters, case management, prevention and outreach. Five percent of the people arrested were known to these programs prior to their arrest. Three percent of arrestees were active in one of these programs in the month of their arrest. The large difference between the percentage of people ever involved with homeless/housing supports (32%) and the percentage with prior/active involvement suggests that most people receive these services in the aftermath of their arrest; housing services may be needed after an arrest due to loss of a job and/or housing. The short date range of data availability for these programs may also have contributed to the low percentages of prior involvement.

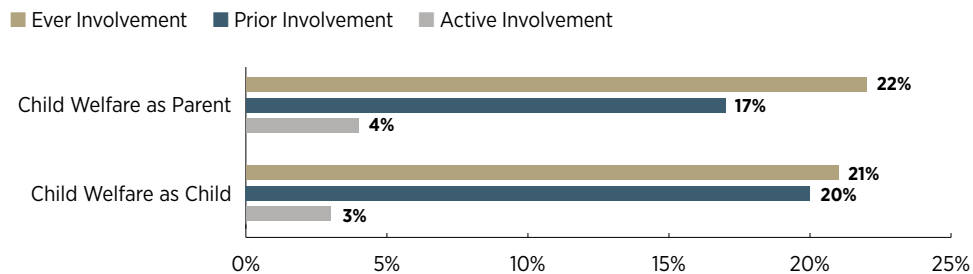
FIGURE 7: Percentage of Arrested People Who Received Homeless and Housing Supports

Child Welfare Services

About 22 percent of the 86,014 people arrested who were adults by the end of 2017 were involved with the child welfare system as a parent of children associated with a child welfare allegation, investigation or case¹¹ during the 1980–2017 period. About 17 percent were known to the child welfare system prior to their arrest. Four percent of adult arrestees were active with child welfare in the month of their arrest.

Of the 74,146 people who experienced an arrest and were either under age 18 in 1980 or born after 1980,¹² 21 percent were associated with at least one child welfare allegation, investigation or case as children. This means that they were a target child or a family member of a target child who was the victim of child abuse, neglect or maltreatment. About 3 percent of juvenile arrestees were active with child welfare during the month of their arrest.

FIGURE 8: Percentage of Arrested People Who Were Involved with the County's Child Welfare System as Parents or Children



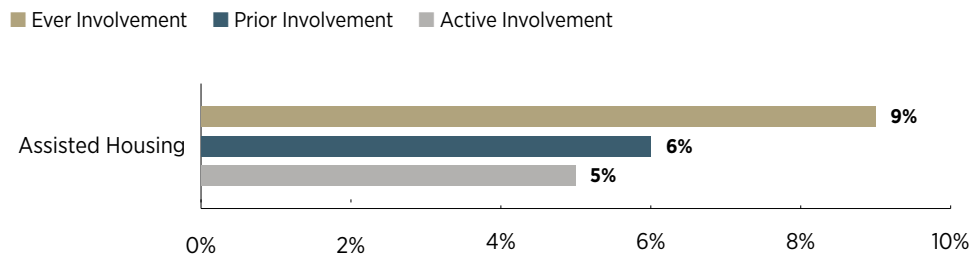
¹¹ A child welfare allegation occurs when a mandated reporter or member of the public reports suspected abuse, neglect or maltreatment. An investigation occurs either when there is suspected abuse or when child welfare staff determine that a child is at risk due to the severity of the allegation or because further information is required. A case is opened when the results of the investigation suggest that there are ongoing concerns about the safety or well-being of the child or if the family requires additional support.

¹² This category of analysis (child welfare involvement as a child) includes only those people who were under the age of 18 when the child welfare involvement occurred. Since child welfare data goes back to 1980, only those people who could have been children between 1980 and 2017 were included.

City of Pittsburgh Assisted Housing

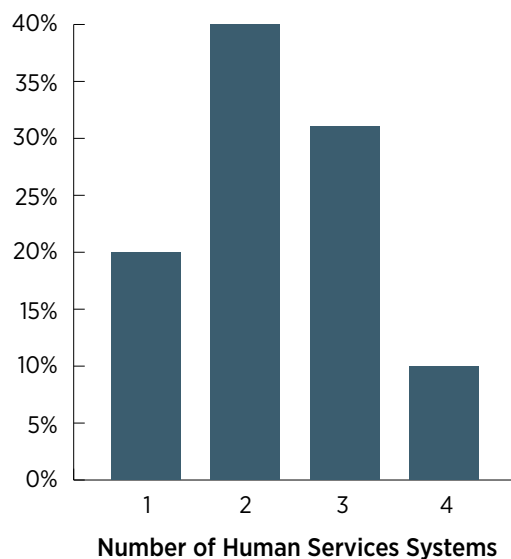
Eleven percent of the 71,150 people arrested in August 2005 through December 2015 received at least one form of public housing assistance, which is administered locally by the Housing Authority of the City of Pittsburgh (HACP). Such assistance includes Section 8 vouchers for obtaining housing in the private market for very-low-income families, older adults or people with disabilities. Seven percent of the people arrested were known to assisted housing programs prior to their arrest. Five percent were receiving assisted housing services in the month of their arrest.

Of the 20,646 people involved with HACP services in 2015, 23 percent had PBP arrest records.

FIGURE 9: Percentage of Arrested People Who Utilized Assisted Housing Services

Multiple Human Services Needs

Figure 10 displays the overlap in involvement across four of the most common human services systems: child welfare services (as children or adults), behavioral health (including mental health and drug and alcohol), public benefits, and housing services (either assisted housing or homeless/housing supports). About 81 percent of the 52,567 people arrested with human services involvements had multiple human services needs; 41 percent were involved in three or four human services systems.

FIGURE 10: Multiple Human Services Needs of People Arrested 2003–2015 (N=52,567)

The most common multi-system involvement of arrested people was with behavioral health and public benefits (31 percent). The second most common multi-system involvement was with the following three systems: behavioral health, public benefits and child welfare (20 percent). The third most common was involvement in all four systems (10 percent) or involvement in the following three programs: assisted housing or homeless/housing support, behavioral health and public benefits (10 percent).

Initial Point of Entry into Human Services

When looking at arrested people who received more than one type of human service, it can be useful to consider which program area they were first involved in. Understanding how people enter the human services system can help point toward the services that offer low barriers to entry and indicate where strategic partnerships with other services might help link people to other assistance they need.

Table 4 shows the percentages of initial point of entry, or first involvement, by program area for people arrested from 2003 to 2015 who were involved with multiple human services. Many had their first human services involvement in mental health, drug and alcohol, or public benefits programs.

TABLE 4: Initial Point of Entry into Human Services for Arrested People Who Used Multiple Human Services (N=42,857)

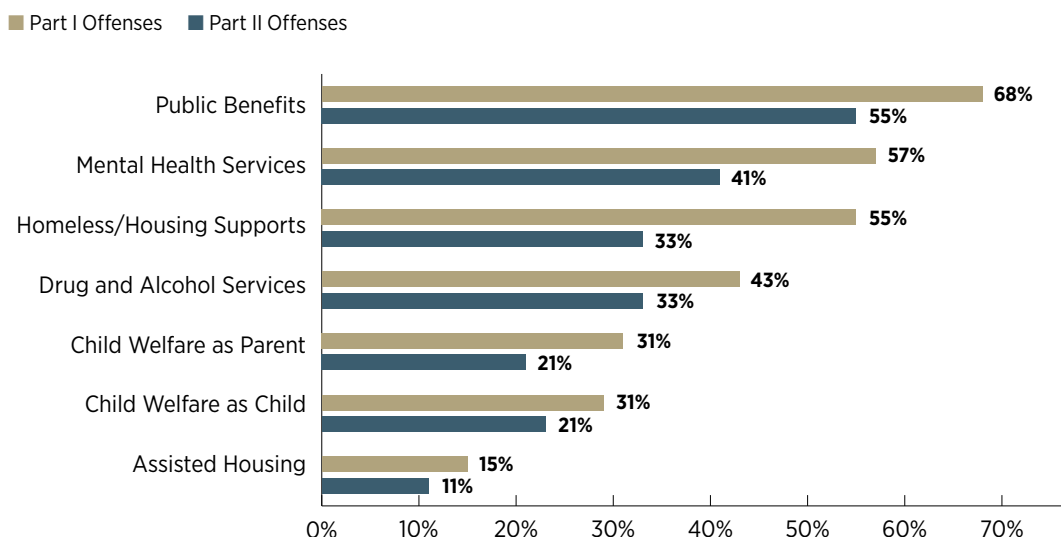
FIRST INVOLVEMENT	CHILD WELFARE AS CHILD	CHILD WELFARE AS PARENT	DRUG AND ALCOHOL	HOUSING SUPPORTS	MENTAL HEALTH	ASSISTED HOUSING	PUBLIC BENEFITS
Mental Health	40%	34%	39%	42%	50%	35%	41%
Child Welfare as Child	38%	5%	6%	6%	7%	12%	8%
Public Benefits	20%	25%	20%	27%	21%	34%	25%
Drug and Alcohol	1%	18%	31%	20%	18%	8%	19%
Assisted Housing	1%	1%	1%	1%	1%	9%	2%
Child Welfare as Parent	0%	17%	3%	3%	3%	2%	5%
Housing Supports	0%	0%	0%	2%	0%	0%	0%
Total	100%	100%	100%	100%	100%	100%	100%

Note: Columns add to 100 percent. For example, among arrested people who were involved in the child welfare system as children, 38 percent were served by child welfare as their initial point of entry before they received any other human services, 40 percent were in the mental health system first, and 20 percent received public benefits before entering any other human services area.

Variation by Offense Type

On average, individuals with more serious, Part I offenses had nine percent greater human services involvement than those with less serious, Part II offenses. As **Figure 11** shows, the difference was greater in mental health and public benefits programs and less in assisted housing and homeless support services.

FIGURE 11: Human Services Ever Involvement of People Arrested 2003–2015 by Part I (N=22,796) and Part II (N=70,131) Offenses



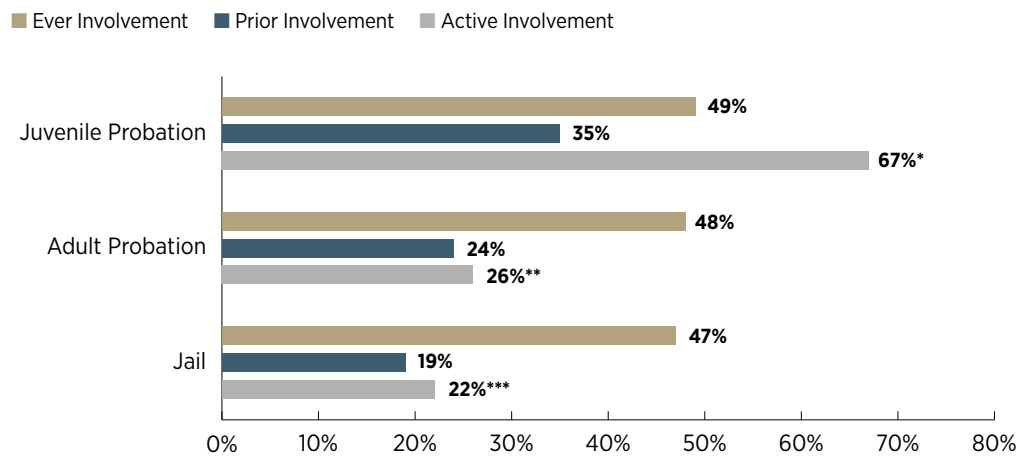
Part I offenses include violent offenses (murder, rape, robbery and aggravated assault) and property offenses (burglary, theft, motor vehicle theft and arson). Individuals with property offenses had greater human services utilization than individuals with violent offenses, except in child welfare and assisted housing services where the latter had greater involvement.

As for less serious Part II offenses, individuals with offenses such as endangering children, receiving stolen property, forgery, fraud, simple assault and prostitution had greater utilization of human services than those with gambling offenses and driving under the influence. See **Appendix A** for human services involvement for each offense type.

ARRESTEE INVOLVEMENT WITH JAIL AND PROBATION

This section examines jail bookings and involvement with adult and juvenile probation services for the same cohort of 86,554 arrested people. As in human services involvement, three kinds of data are provided: ever involvement, involvement prior to arrest (meaning that the person was involved with the criminal justice system previously) and involvement during the month of arrest (**Figure 12**).

FIGURE 12: Percentage of People Who Were Arrested 2003–2015 Who Were Also Involved with Jail or Probation Ever, Prior to Arrest and in the Month of Their Arrest



* The denominator for this measure is juvenile arrestees for Jan 2007–Dec 2015, which was 6,323 people. Involvement during the current month is high because 70% of the youth were referred to JPO after the arrest. In Allegheny County, if a youth is arrested by the police their arrest frequently would lead to an allegation filed with the Juvenile Probation Department.

** The denominator for this measure is adult arrestees for Jan 2008–Dec 2015, which was 52,682 people.

*** The denominator for this measure is all adult arrestees, which is 81,159.

Table 5 displays the first point of entry into the human services system for people who were ever involved in jail or probation. The most common points of entry were mental health services and jail.

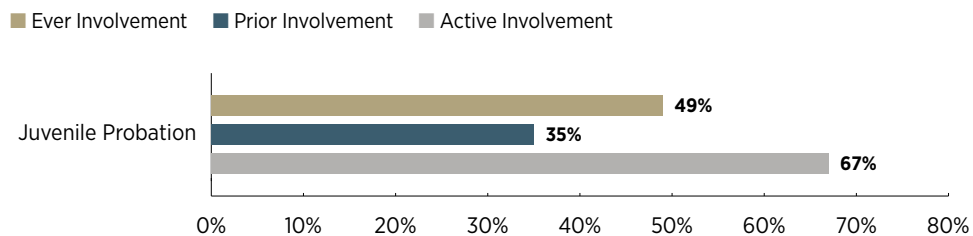
TABLE 5: Initial Point of Entry for People Arrested Who Were Ever Involved in Jail or Probation (N=53,211)

FIRST INVOLVEMENT	ADULT PROBATION	JAIL	JUVENILE PROBATION
Mental Health Services	26%	29%	34%
Jail	19%	28%	1%
Adult Probation	17%	5%	0%
Drug and Alcohol Services	14%	15%	1%
Public Benefits	13%	14%	20%
Child Welfare as Child	4%	5%	21%
Child Welfare as Parent	2%	2%	0%
Juvenile Probation	2%	2%	21%
Assisted Housing	1%	1%	2%
Homeless and Housing Supports	0%	0%	0%
Total	100%	100%	100%

Juvenile Probation

Among the 16,453 people arrested who were under age 18 in 2007 and experienced an arrest from 2003 through 2015, 49 percent were on juvenile probation through supervision, placement or other services at some time from 2007 through 2017. Thirty-five percent were known to the Juvenile Probation Office prior to their arrest. Sixty-seven percent of juvenile arrestees were active in juvenile probation in the month of their arrest.

FIGURE 13: Percentage of Arrested People Who Were Involved with Juvenile Probation

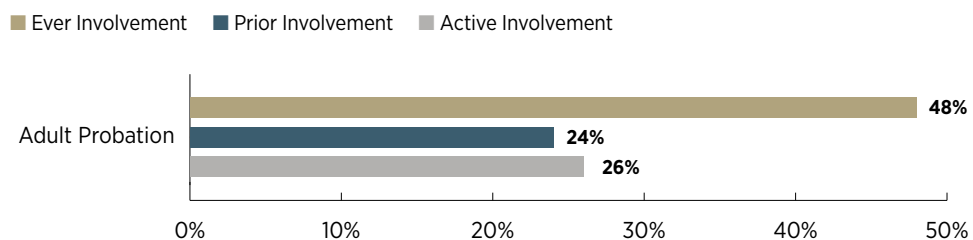


Thirty-two percent of those placed on juvenile probation had received mental health services, 21 percent had a prior child welfare service involvement and 21 percent had received public benefits before they entered juvenile probation or received any other services. On the other hand, 21 percent of those placed on juvenile probation had not been impacted by any human services system prior to their probation.

Adult Probation

The Allegheny County Adult Probation Office supervises those with a probation or parole sentence as well as those serving an intermediate punishment sentence (people released into the community, but subject to conditions such as electronic monitoring or house arrest). Forty-eight percent of the 86,014 people arrested who were adults by the end of 2017 had one or more adult probation experience at some point between 2008 and 2017. Nineteen percent of the people arrested were known to the Adult Probation Office prior to their arrest.

FIGURE 14: Percentage of Arrested People Who Were Involved with Adult Probation



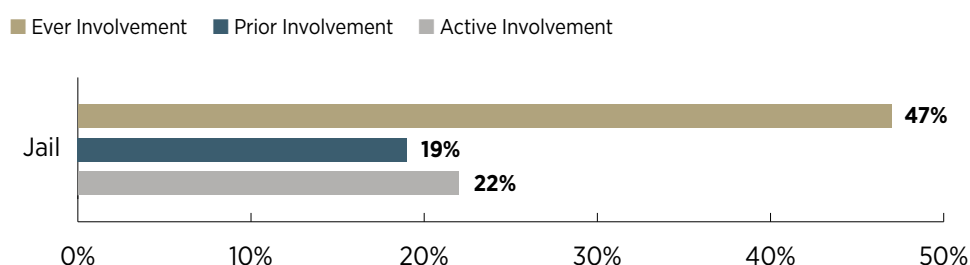
As **Table 5**, above, shows, 27 percent of those involved with adult probation had a prior mental health service involvement, 20 percent had a jail booking, 16 percent had received drug and alcohol services, and 13 percent had received public benefits before they entered adult probation or received any other services. On the other hand, 16 percent of those who experienced adult probation were not impacted by any human services system or ACJ prior to adult probation.

Allegheny County Jail

A portion of arrested people are admitted or booked into the Allegheny County Jail. An individual can be booked into jail for a variety reasons, including not posting bail after an arrest, violating probation or to begin serving a jail sentence.

Forty-seven percent of the 86,014 people arrested who were adults by the end of 2017 had one or more jail bookings at some time between February 2003 and December 2017. Twenty-four percent of the people arrested were known to the ACJ prior to their arrest, meaning that they had been booked in the jail previously.

FIGURE 15: Percentage of Arrested People Who Were Booked in the Allegheny County Jail

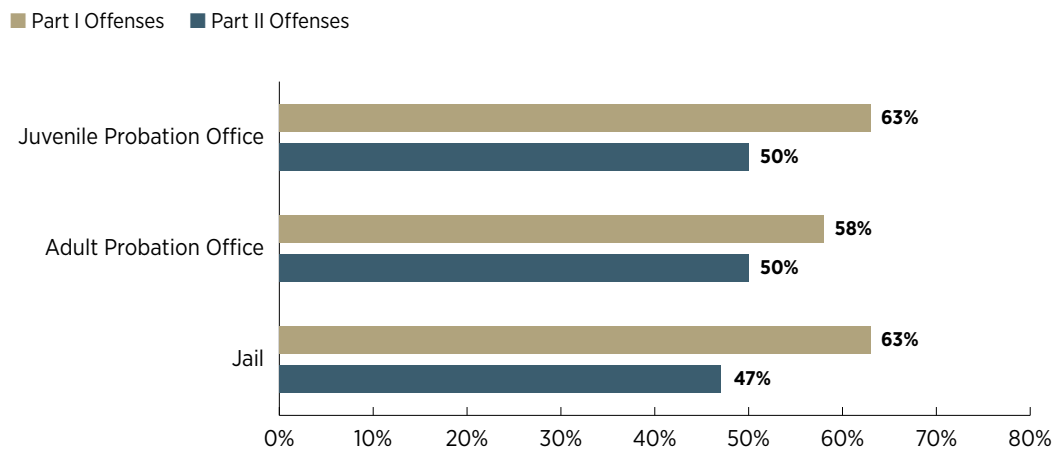


As **Table 5**, above, shows, 29 percent of those booked into the county jail had mental health services involvement, 17 percent had drug and alcohol services, and 14 percent received public benefits before they were booked in jail or received any other services. On the other hand, 27 percent of those booked into the jail had not been impacted by any human services system prior to their jail booking.

Variation by Offense Type

As might be expected, individuals arrested for more serious, Part I offenses had about 13 percent greater involvement in the jail and probation offices than those with less serious, Part II offenses. (**Figure 16**).

Individuals with violent offenses had greater involvement in the jail and juvenile probation but less involvement in adult probation than those with property offenses. It is likely because adults with property offenses are more likely to be booked in the jail than placed on probation compared to juveniles. See **Appendix A** for criminal justice system involvement by offense type.

FIGURE 16: Criminal Justice System Ever Involvement of People Arrested by Part I and Part II Offenses

FURTHER CONSIDERATIONS

Analyzing the human services involvement of people arrested in the City of Pittsburgh can help human services and criminal justice providers learn more about the circumstances and needs before, during and after individuals' arrests.

This analysis shows that over half of the people arrested received public benefits at some point, which may encourage discussions about how benefit services could help link people to other needed services. The high percentage of arrested people involved with public benefits also points toward the correlation between crime and poverty.

Analysis of the first entry point into the human services system for people who were arrested shows that many had their first human services involvement in mental health or drug and alcohol programs. Further research might consider why these services are a first point of entry and how the accessibility of these programs might be leveraged.

Finally, for arrested people who had involvement with probation or jail, the first point of entry into any of these systems was often mental health services. This finding supports the need to continue to improve access to mental health services for people in jail and to connect people to services upon exit.

CONTENT AND ANALYSIS

Farhod Yuldashev, Ph.D., Chengyuan Zhou, Bruce Barron and Erin Dalton

APPENDIX A: HUMAN SERVICES AND CRIMINAL JUSTICE INVOLVEMENT OF ARRESTED PEOPLE BY OFFENSE TYPE

TABLE A: Human Services Ever Involvement of People Arrested 2003–2015 by Offense Type (N=86,554)

OFFENSE GROUP	OFFENSE TYPE	CHILD WELFARE AS CHILD	CHILD WELFARE AS PARENT	MENTAL HEALTH SERVICES	DRUG AND ALCOHOL SERVICES	ASSISTED HOUSING	HOMELESSNESS OR HOUSING SUPPORTS	PUBLIC BENEFITS
Part I Offenses	Aggravated Assault	33%	33%	54%	38%	19%	56%	68%
Part I Offenses	Arson	35%	22%	67%	41%	15%	56%	72%
Part I Offenses	Burglary	33%	31%	63%	53%	11%	73%	73%
Part I Offenses	Murder	40%	30%	50%	28%	14%	31%	56%
Part I Offenses	Rape	30%	35%	54%	31%	11%	33%	59%
Part I Offenses	Robbery	41%	29%	62%	47%	17%	63%	74%
Part I Offenses	Theft	27%	30%	63%	53%	14%	68%	73%
Part I Offenses	Vehicle Theft	41%	32%	62%	50%	18%	74%	74%
Part II Offenses	Disorderly Conduct	30%	20%	47%	30%	22%	100%	57%
Part II Offenses	Drug Offense	23%	25%	44%	41%	10%	40%	61%
Part II Offenses	DUI	10%	16%	29%	27%	6%	20%	40%
Part II Offenses	Embezzlement	21%	27%	45%	37%	10%	41%	56%
Part II Offenses	Endangering Children	28%	67%	59%	44%	24%	58%	75%
Part II Offenses	Forgery	26%	29%	54%	50%	11%	55%	70%
Part II Offenses	Fraud	20%	30%	49%	39%	12%	71%	65%
Part II Offenses	Gambling	19%	13%	17%	14%	2%	13%	31%
Part II Offenses	Liquor Laws	25%	17%	44%	35%	10%	100%	54%
Part II Offenses	Loitering	49%	19%	43%	28%	0%	0%	59%
Part II Offenses	Other	21%	29%	54%	45%	9%	66%	64%
Part II Offenses	Prostitution	14%	29%	50%	46%	9%	70%	53%
Part II Offenses	Public Drunkenness	13%	17%	44%	36%	9%	69%	50%
Part II Offenses	Receiving Stolen Prop	38%	31%	55%	44%	16%	48%	72%
Part II Offenses	Sex Offense	20%	22%	45%	30%	9%	98%	52%
Part II Offenses	Simple Assault	29%	29%	48%	34%	16%	38%	63%
Part II Offenses	Vandalism	28%	21%	49%	35%	14%	47%	60%
Part II Offenses	Weapon	39%	27%	48%	36%	16%	37%	68%
Miscellaneous Offenses	Miscellaneous	23%	32%	50%	43%	9%	70%	65%

Appendix A
(continued)**TABLE B: Criminal Justice System Ever Involvement of People Arrested 2003–2015 by Offense Type
(N=86,554)**

OFFENSE GROUP	OFFENSE TYPE	JAIL	ADULT PROBATION	JUVENILE PROBATION
Part I Offenses	Aggravated Assault	62%	55%	65%
Part I Offenses	Arson	62%	58%	77%
Part I Offenses	Burglary	71%	68%	64%
Part I Offenses	Murder	83%	46%	69%
Part I Offenses	Rape	69%	57%	65%
Part I Offenses	Robbery	73%	65%	74%
Part I Offenses	Theft	63%	63%	60%
Part I Offenses	Vehicle Theft	72%	68%	76%
Part II Offenses	Disorderly Conduct	44%	39%	65%
Part II Offenses	Drug Offense	56%	60%	53%
Part II Offenses	DUI	39%	73%	25%
Part II Offenses	Embezzlement	46%	60%	48%
Part II Offenses	Endangering Children	57%	53%	33%
Part II Offenses	Forgery	69%	71%	68%
Part II Offenses	Fraud	55%	61%	45%
Part II Offenses	Gambling	27%	25%	100%
Part II Offenses	Liquor Laws	48%	44%	32%
Part II Offenses	Loitering	38%	36%	37%
Part II Offenses	Other	61%	56%	51%
Part II Offenses	Prostitution	52%	51%	18%
Part II Offenses	Public Drunkenness	45%	40%	19%
Part II Offenses	Receiving Stolen Prop	72%	67%	72%
Part II Offenses	Sex Offense	48%	44%	62%
Part II Offenses	Simple Assault	52%	47%	58%
Part II Offenses	Vandalism	52%	49%	59%
Part II Offenses	Weapon	66%	63%	71%
Miscellaneous Offenses	Miscellaneous	66%	59%	54%